

## Sentinel Crag

**One Cool Mouse \*\*\* 5.10c 75m.** Gear draws, protection to 2"

(p1) B Spear, J Josephson, July 1996 ground up (p2,p3) B Spear, A Sheldon, M Tremblay July 2004 rappel bolted and cleaned.

This fun one pitch direct start to "Duveinafees" has had two more pitches added that have added star appeal to this climb. Each of the three pitches is unique in character. Only two or so moves are 10c, with plenty of 5.8 and 5.9 climbing.

1. 5.10a, 35m. Climb a steep juggy wall (5.6) left of a small cave to a bolt at about 8m. Angle up and left on more jugs past a second bolt to a stance (bolt) where the wall gets slabby. Climb past three more bolts to a bolted belay. The bolts are quite spaced out but are where they are needed. All fixed.
2. 5.10c 15m. Step up to a bolt. Crux moves (10c) lead to a second bolt and easing climbing to a final 5.9 move at the last bolt. All fixed.
3. 5.9 25m. From the belay angle left up the slab to a bolt. Climb the steepening rock above on positive holds past two more bolts to a bolt at the overhang. Pass the overhang on big holds to a stance in a corner (gear). Climb on blocky holds to a stance below a perfect finger to hand crack. Jam and stem to a two-bolt belay/rappel station. 4 bolts, gear to 2".

Descent: Rappel. Three rappels with a single 60m rope will reach the ground.

**Strange Fire \* 5.10a 75m.** Gear draws, protection to 3"

(p1) B Spear, R-C Bastien, July 2004 ground up (p2,p3) B Spear, J Demontigny July 2004 Ground up.

Pitch 1 is a "spicy" and almost run out lead while pitches two and three are a two star climb that may be reached from One Cool Mouse.

1. 5.10a, 35m. Start at a grassy platform 20m right of "One Cool Mouse". Climb the right of two corners (small cam) and angle left to a bulging headwall with a bombay crack. Climb this (10a) then follow the groove to a small roof. Continue up and left on intermittent protection to a bolted belay on the right end of a big roof.
2. 5.8, 25m. Step right into an overhanging layback crack and climb this to a stance. Continue up the corner above to a ledge with a small tree and then to a higher ledge and a bolt belay.
3. 5.8 15m. Step up and right into a faint layback and crack line to a ledge. More thin crack moves lead to a higher ledge and two rappel bolts.

Descent: Rappel. Three rappels with a single 60m rope will reach the ground.

## Project crack

This is a steep crack that angles between "One Cool Mouse" and "Strange Fire" There is a bolt about 10m up. The route was cleaned and bolted on lead – It will be finished in the spring.

**Thanksgiving \*\* 5.10c 72m.** Gear draws, long slings

(p1) B Spear, M Tremblay, August 2004 ground up (p2,p3) B Spear, M Miller Thanksgiving 2004 Ground up.

A fine bolted multi pitch climb with very photogenic leads. This route was lead bolted with a power drill. No protection is required.

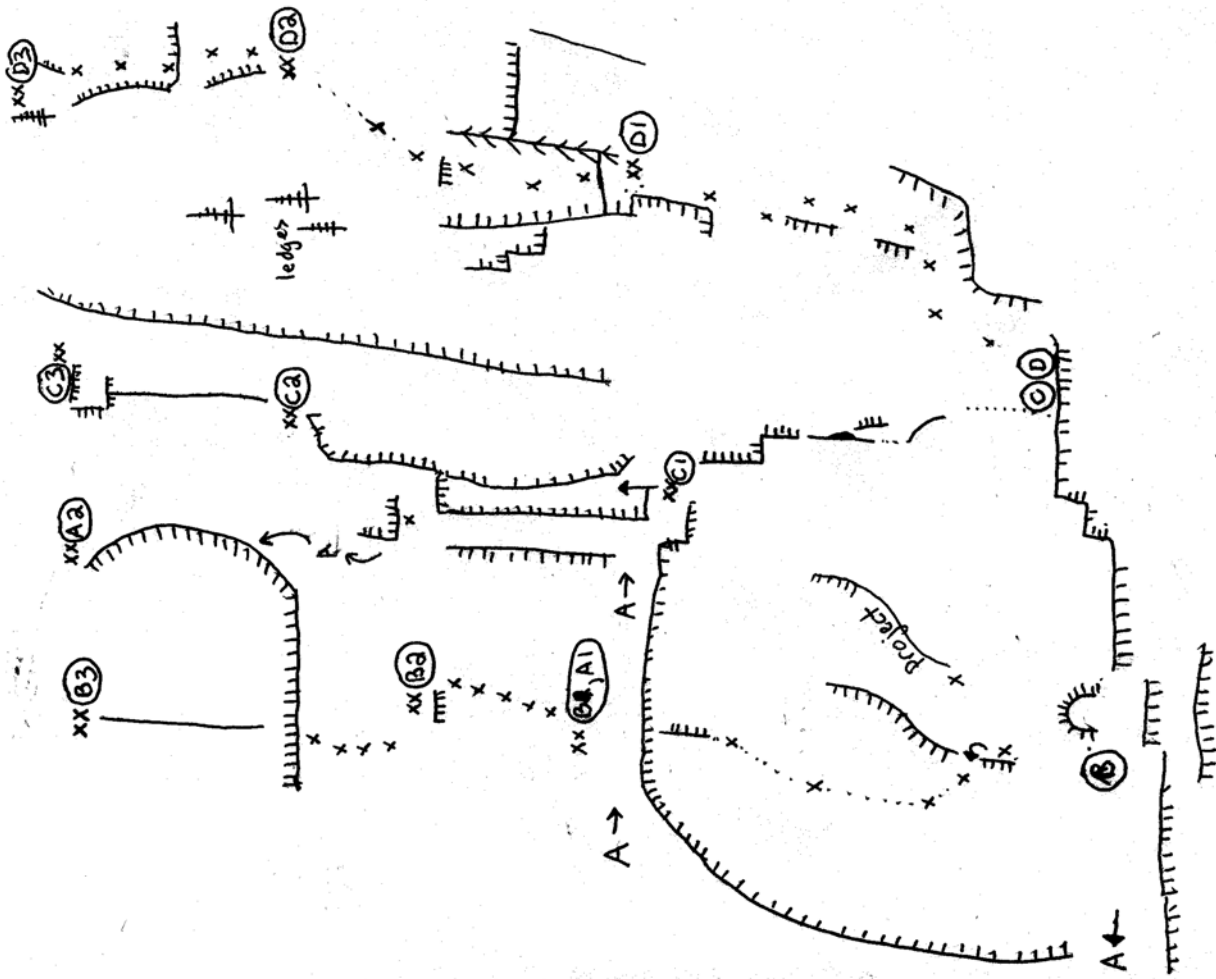
1. 5.10b, 35m. Start at a grassy platform 20m right of "One Cool Mouse". Climb a thin crack (bolt) to a second bolt. Traverse right past a bolt and gain a groove. Climb this past three bolts (crux, 10b) to a roof. Cross this right and climb to a bolted belay in a corner below a big roof.
2. 5.10a, 20m. Make a few moves above the belay to a horizontal crack (bolt). Hand traverse this to the arete and step up to a stance. Climb the arete past four bolts to where the angle gets less steep. Angle up and right to a bolted belay.
3. 5.10c, 17m. Step around right to a bolt on a slab. Climb up past a second bolt to a small ledge. Step up to a bolt and climb up and left (crux) to a stance. Continue up past two more bolts to a tree beside a pillar. Belay at ring bolts

Descent: Rappel. Three rappels with a single 50m rope will reach the ground.

- A "Duveinafees" 2p 5.7\*\* gear
- B "One Cool Mouse" 3p 5.10c \*\*
- C "Strange Fire" 3p 5.10a\* gear
- D "Thanksgiving" 3p 5.10c\*\* bolted

All routes are on  
 "Sentinel Crag" in the Ghost.  
 Routes are 50-100m right of the  
 Classic "Cyclops"

October 2004



## Bastion Wall changes:

### Rave \*\*\*

This fine route has had rappel rings added to the belays and a variation to the last pitch retro bolted. Two of the rappels are 30m rope stretchers. End knots are critical to safety.

**Pitch 5** 5.9 25m From the belay angle up and right to a piton. Climb this to easy ground past a bolt then angle right to a #2 Camalot placement below the overhang. Traverse right on faint footholds to a gully (bolt). Climb the arete to a slab (bolt) Then up to a series of overlaps (old rappel station. Climb up and left to the new belay rappel station on the big ledge. This variation was led on just the Camalot and piton by B Spear in 2002 and then lead bolted in 2004.

### Phoenix \* 5.7 140m. Protection to 3"

B Spear, N Hanson, Sept 2002 ground up

This climb has been retro-bolted by B Spear and M Tremblay in 2004 and is an excellent route for the moderate leader. The route climbs a striking line left of the big gully on the right side of the Little Egypt amphitheater. The climbing is consistently very good and much better than it looks from the base.

Scramble a natural staircase 8m to a ledge that juts out from the face. A left rising overhang is visible 25m above and to the right.

1. 5.6, 35m. Angle right past ledges to a corner. Climb this past a ledge to a steep corner (crack) which rises to a large overhang. Traverse left and step down to a bolted belay/ rappel station.
2. 5.7 30m Climb back to the overhang and pass it in a left facing corner to a stance (piton) Climb the steepening corner to a bolt below a chimney. Classic stemming moves or face climbing on jugs leads to a clean ledge with a belay/rappel station.
3. 5.5 35m. Climb a groove to the left and a big ledge. Climb the clean wall above on a clean crack that angles left to an arete. Follow this to a bolted belay/rappel station.
4. 3<sup>rd</sup>/4<sup>th</sup> 20m. Climb broken ground to the base of a corner topped by a "yellow mushroom of rock" (bolt)
5. 20m 5.6 Climb the corner above on beautiful water worn rock with good holds and protection to a two bolt belay/rappel station where the corner becomes third class.

Descent: Rappel the route with a single 60m rope (tie knots – there are some rope stretchers! Pitch 4 should be a belayed down climb – Adventure!



### Geb \*\* 5.7r 155m. Protection to 4"

B Spear, M Miller, September 2004 ground up.

Sustained 5.7 climbing on excellent rock. Most of the climbing is on quality natural protection but three runout sections remain (the first ascent party only had enough bolts for the belays) The route is on the shady side of the "Little Egypt Amphitheater" between "Anubis" and the Nile waterfall. A key landmark is a steep gray slab with a lightning bolt straight in crack about 10m tall – this is on the second pitch of the route. Begin at a low angle crack/groove on the left side of a low angle ledgy area. Either lead from the ground or scramble class 3 until the wall steepens. (20m)

1. 5.7r, 45m scramble up a 3<sup>rd</sup> class crack to ledges. Climb a steep clean corner/groove (5.6,runout) to a crack below a small overhang. Belay above on bolts.
2. 5.7, 35m. Climb over the second overhang to a crack. At the top of this step right (piton) to a corner that leads to a steep slab with a straight in crack. Climb this to a ramp and belay at the top of that.
3. 5.7r, 35m. Mantel over a small overlap (5.7) to a fixed pin. Climb above on excellent rock and protection to a rampy layback. At the top step right to a stance then up and left through steep climbing on excellent holds (5.7, runout) to a ledge and a bolt belay.
4. 5.7, 40m. Climb 4<sup>th</sup> /low 5<sup>th</sup> class on excellent rock that steepens to a headwall. Where the crack angles left and eases, climb the face above to a wide crack then up that to the belay (5.7).

**Descent:** Rappel. Three rappels with a single 60m rope will reach easy scrambling from the top of pitch 3. Pitch 4 requires a second rope or a 70m rope to do safely. An intermediate station will be added later to solve this.



Little Egypt Ampitheater  
Left route: "Anubis" 4p 5.10a  
Right route: "Geb" 4p 5.7r